





Gates Foundation 2025 Open Access Policy Grantee Guide

What ARE THE FOUNDATION’S OPEN ACCESS REQUIREMENTS?

Effective January 1st, 2025, all grantees are required to post their funded manuscript as a preprint in a recognized preprint server.

All preprints must be freely available and openly licensed under a Creative Commons Attribution license (CC BY) or equivalent terms to allow others to build on and reuse the research.

If a preprint has not been posted before article acceptance, grantees should deposit the Author Accepted Manuscript (AAM) in a repository, like [PubMed Central](#) or [Zenodo](#), with an open license. For more information review the [Grantee Repository Guide](#).

	<p>Acknowledge the foundation Acknowledge the foundation and include your grant number</p>
	<p>Post a Preprint Publish your work as a preprint in a recognized preprint server, such as VeriXiv or bioRxiv</p>
	<p>Select a CCBY License Ensure your work is available immediately and licensed CC BY (or equivalent)</p>
	<p>Include a Data Availability Statement Include a Data Availability Statement that describes where the underlying data can be found</p>

Questions?

- Review the 2025 policy on the [Open Access website](#)
- Email: openaccess@gatesfoundation.org
- Contact your foundation program officer

ALTERNATIVES TO ARTICLE PROCESSING CHARGES

To comply with the foundation’s Open Access Policy, grantees need to post a preprint or deposit their AAM in PubMed Central (PMC). Neither of these routes has a cost to the grantee.

The 2025 Open Access Policy does NOT restrict where and how grantees can publish their work once they have posted a preprint. If a grantee chooses to publish their funded research in a journal that charges Article Processing Charges (APCs), the foundation will no longer pay these fees for submissions after January 1, 2025.

APC PAYMENT ALTERNATIVES TO EXPLORE

PUBLISHER AGREEMENTS	OTHER FUNDING SOURCES	APC WAIVERS	SELECT ANOTHER JOURNAL	NEW MODELS
See if your institution, or your co-author’s has a publisher agreement or dedicated OA funds	Check if you, or your co-author, has another funding source for the fees	Ask the publisher for an APC waiver	Select a journal that does not use APCs – check the Directory of Open Journals (DOAJ)	Contact the open access team to see if any new models or publisher agreements will cover the fees